

UDC 621.396.969 (045)

<sup>1</sup>K. V. Kolisnyk,  
<sup>2</sup>A. V. Kipensky,  
<sup>3</sup>E. I. Sokol

## SIMPLIFIED METHOD OF QUALITY ANALYSIS FOR LARGE OBJECTS PERIMETER MONITORING RADIOTECHNICAL SYSTEMS

National technical university "Kharkiv polytechnic institute", Kharkiv, Ukraine

E-mails: <sup>1</sup>[kolesniknet@ukr.net](mailto:kolesniknet@ukr.net), <sup>2</sup>[kavkpi@ukr.net](mailto:kavkpi@ukr.net), [sokol@kpi.kharkov.ua](mailto:sokol@kpi.kharkov.ua)

**Abstract.** Proposed a method that allows us to simplify calculations for the quality analysis of the large objects perimeter monitoring radiotechnical systems through the use of formal parameters for the dependence between parameters of monitoring system and the conditions of usage.

**Keywords:** radiolocation control systems; perimeters protection control; electronic devices; quality control.

### Introduction

Given the current situation related to the various political and economic aspects of society, when there is a real danger of terrorism against both public and to commercial structures, the problem of security of various objects has become one of the most pressing. The need for its solution has caused the rapid development of technology in this field, the development of an extensive range of tools and security equipment, including the creation and modernization of methods of providing perimeter security facilities [1–3].

However, the protection of the perimeters of large facilities (airports, oil depots, power installations, etc.) that should have limited access requires the solution of other problems caused by the great extent of their perimeters with different conditions for using tools and security systems. The use of traditional mathematical methods for calculating the influence of various factors on the quality of such systems is challenging due to their multi-parameter nonlinear dependence. Therefore, it is appropriate to develop simplified methods of quality control for the RADIOTECHNICAL systems for large objects perimeters on the specific conditions of use.

### The problem statement

In this article we provide a generalization of results for improving the quality of *large objects perimeter monitoring radiotechnical systems* (LOPMRS), conducted over the last few years, and examines the practical suggestions for their use.

### Features of LOPMRS construction

When addressing the issue of security as a large object means some organizational and production structure, located in a large area (with different terrain, vegetation, levels of electromagnetic fields,

etc.), and containing structures and buildings, which united by a common perimeter. The example of such an object is shown on fig. 1. To prevent unauthorized access to the object along the inner side of its perimeter are typically equipped with *radiotechnical access control stations* (RACS), joined together into one security system. To localize the site of violation, as well as the possibility of compensating the influence of the environment on the performance on RACS, the entire security perimeter is divided into a number of sections named *control zones*. Within each of these areas is set one (or several) RACS, indicating the fact of the presence of the offender.

Technically LOPMRS is a telemetry system for collecting, processing and presentation of information about the space along the inner perimeter of the object under control.

In general, the block diagram of the LOPMRS can be like that shown in fig. 2.

In order to identify a person or group of people (offenders), trying to make unauthorized entry to an object in the RACS can use sensors of various types. Type of sensor is determined by the physical phenomena that form the basis of their action: the infrared radiation of a biological object, the reflection of electromagnetic waves in the optical and radio-frequency ranges, the scattering of acoustic and electromagnetic waves, the change of magnetic or electrostatic field, etc.

Accordingly, RACS classified as radio-beamed, radio-wave, infrared, optical, acoustic, ultrasonic, etc [1 – 4].

The effectiveness of any RACS will be different under different conditions of their use. That is why the solution to the problem of identification intruder perimeter of a large object has a number of features [4 – 6].

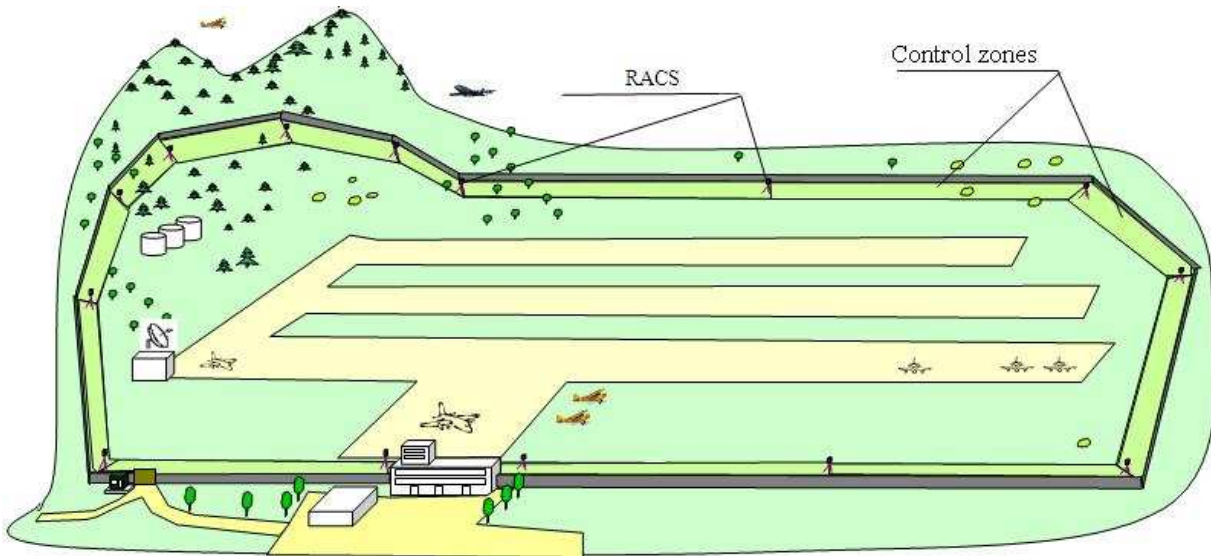


Fig. 1. Example of location of the radar system for the control of the perimeter of a large object

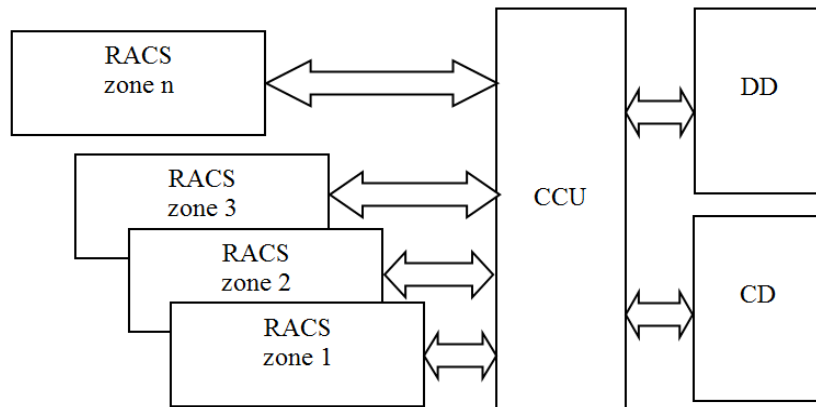


Fig. 2 Block diagram of the LOPMRS:

CCU – central control unit of the LOPMRS; DD – display device for system parameters visualization;  
CD – control device for warning and counteraction the violators

First of all, it is work in the near field (from a few to hundreds of meters), allowing to localize the site of violation on the protected perimeter of the object. In addition, it is necessary to form a narrow radiation pattern without side lobes, which reduces the likelihood of false positives and thus increase the effectiveness of the security system. As well important is the lack of dead zones near the reception and transmission antennas, due to the need to ensure continuity of the created field along the perimeter of the protected throughout the entire volume. In addition, there are some limitations on the power and frequency characteristics of the RACS, which are determined by their noise immunity, resistance to electronic countermeasures, as well as the possibility of exposure of personnel providing security facility.

The lower limit of sensitivity RACS receiving path is usually defined so as to allow selection of the

interference of animals, birds and underlying vegetation. With the same purpose, often used adaptive processing of information received.

As was shown in [7; 8], the quality of the functioning of the RACS are strongly influenced not only the parameters of devices themselves, but also the conditions of their placement, as well as the surface roughness inside the control areas.

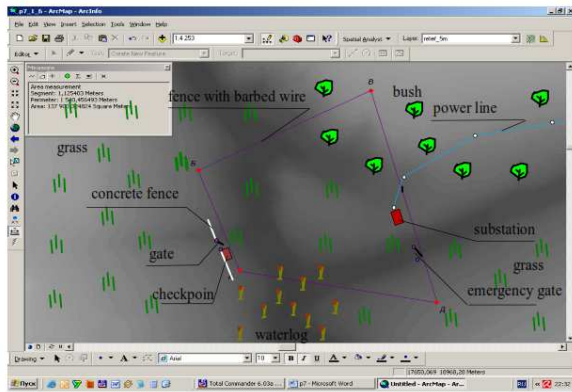
The efficiency of RACS essentially depends on a number of factors, conditions of use: geological (terrain type and chemical composition of the soil, water space, seismic activity), biological (plants, animals, birds, insects), climate (wind, dust, sand, rain, fog, solar radiation, temperature, storm events, seasonal events, etc.), electromagnetic fields and radiation, acoustic, vibration, and light levels of radioactivity, etc.

Given that all these factors in a real object in general depend on the geographical coordinates for

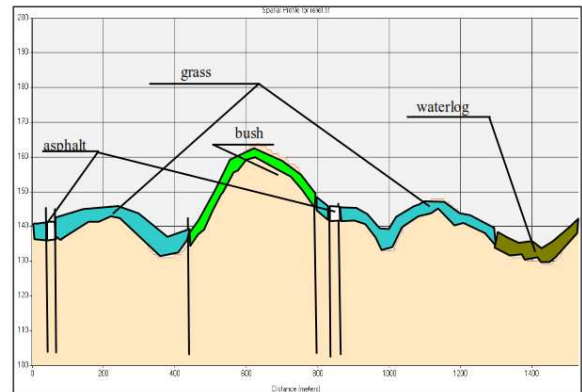
efficient LOPMRS feasible and promising is to use the technology and methods of *geoinformation systems* (GIS) [9; 10]. The GIS-based data processing is based on mapping the space images of the protected facility, with subsequent refinement for each control area on the perimeter of the object (fig. 3). With the location of the protected object, using a digital map of the area we can get information about the profile of the perimeter of the object, and the characteristics of each control zone. Further, having a model of geographic information on the specific area and information about the capabilities of the existing RACS, we could effectively solve the optimization problem (discrete choice of the RACS with the conditions of their use age) for each control zone guarding the perimeter [11; 12].

**Quality control of the LOPMRS**

We call the quality of the LOPMRS the set of properties, resulting in their ability to perform specified functions under certain usage conditions; the quality vector can be written as a function of two multi-parametric variables:



a



b

Fig. 3. The use of GIS technology to build the perimeter of the object by coordinates (a) and his profile (b) on a digital terrain map

To create LOPMRS, optimal with respect to the specific application, it is expected to carry out a discrete selection of a particular set of variants of its construction  $\vec{M}_\mu$  if  $\mu = 1, 2, 3, \dots, m$ .

For the implementation of a discrete choice a comparative assessment of the system quality by the set of criteria should be made. It should be understood that each embodiment of the system has its own dependence on various factors, usage conditions  $P_j$  with  $j = 1, 2, 3, \dots, n$ . Considering each usage con-

$$\vec{K} = f(\vec{T}_q, \vec{G}_\mu). \tag{1}$$

The variable  $\vec{T}_q$  defines dependence of the quality of a particular LOPMRS from the technological features of its creation. It depends on the principle of primary conversion of the physical parameters of the control object, the selected circuit solutions for components and assemblies of the LOPMRS, their technological performance, etc. Today, there are a number of methods for the evaluation of the quality of the technological content of radio systems, involving the use of computers [13; 14].

The second variable  $\vec{G}_\mu$  defines characteristics and usage conditions of the LOPMRS and gives the possibility to assess its impact on the quality of external destabilizing factors. The presence of this variable allows you to assess the quality of the system in a specific conditions.

dition each  $i$ -th quality criteria  $k_{i,j}$  with  $i = 1, 2, 3, \dots, q$  could be defined as

$$k_{i,j} = f(P_j), \tag{2}$$

for each case of the system  $\vec{M}_\mu$ .

The variable  $\vec{G}_\mu$  determined depending on the selected quality criteria as

$$\vec{G}_\mu = f(k_{i,j}), \tag{3}$$

However, given that the function  $k_{i,j}$  in the general case, are nonlinear the function  $\tilde{G}_\mu$  is also nonlinear. Therefore, optimization of the LOPMRS according to usage conditions by physical measurement of the parameters of these factors is a challenging problem.

**The formalization of quality assessment of the LOPMRS**

To formalize the process of assessing the quality of LOPMRS we assume that there is  $m$  variants of the system are able to solve the task, and for all systems defined in the numerical form of the dependence of quality criteria  $k_{i,j}$  on the factors of usage conditions  $P_j$  (fig. 4). There are also defined a set of threshold values for each criterion of quality for all the usage factors, within which the system should operate.

Fig. 4, a and shows the dependency of quality criteria of the system from the first factor of usage conditions. It can be seen that the system satisfies the condition (8) for the first criterion in the range of the first factor of the usage conditions from  $P_{1 \min}$  to  $P_{1,2}$ , of second factor from  $P_{1 \min}$  to  $P_{1,3}$ , of 3<sup>rd</sup> from  $P_{1,1}$  to  $P_{1 \max}$ .

Fig. 4, b shows the dependence of the quality criteria of the same system from the second factor of usage conditions. The system is operable on the entire range of second factor of usage conditions from  $P_{2 \min}$  to  $P_{2 \max}$  for all criteria.

Fig. 4, c shows in the same system according to  $j$ -th factor of usage conditions. The system satisfies the condition (8) on the first criterion in the variation range of  $j$ -th factor of usage conditions from  $P_{j,1}$  to  $P_{j \max}$ , of second factor from  $P_{j,2}$  to  $P_{j \max}$ , of 3<sup>rd</sup> from  $P_{j \min}$  to  $P_{j \max}$ .

Generally it can be assumed that each case of the system for a specific control object depending on the construction features will have their own quality criteria depending on factors of usage conditions.

Obviously, to describe non-linear functions for functional  $k_{i,j}$  of the quality criteria for all  $m$  cases of the system design of all  $n$  factors of usage conditions is quite a challenging problem. Therefore, when creating RACS, to compare the quality of different systems, mainly used heuristic methods based on intuition and experience of the professional designers.

To simplify the process of assessing the quality we propose the technique of formalization of quality criteria [15; 16], based on the use of formal criteria as the ability of the system to provide the necessary technical and economic characteristics within certain ranges of changes in the factors of usage conditions  $\Delta P_j$ . This formalization is achieved by replacing the physical values of the factor  $P_j$  on the discrete values of this factor (fig. 5). Thus the formal quality criteria  $N_{\eta j}$  will be a numerical sequence of natural numbers from 1 to  $n$ .

To form the row the selected range  $\Delta P_j$  of the  $j$ -th factor of usage conditions of the system from the start value  $P_{\min}$  to the finish value  $P_{\max}$  is divided into several sub-ranges  $\Delta P_k$ , in each the real value of the factor  $P_j$  is denoted by  $\eta=1, 2, 3, \dots, n$ .

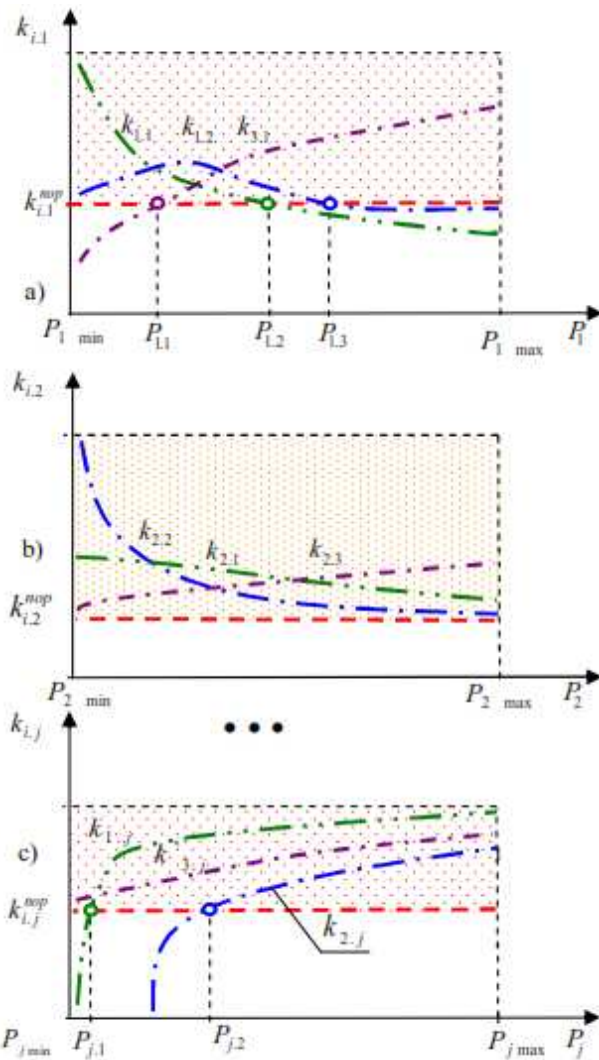


Fig. 4. The dependence of the quality criteria on the factors of usage conditions

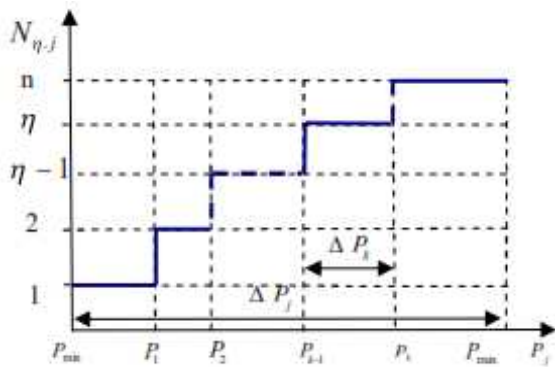


Fig. 5. The dependence of the formal quality criteria on the factors of usage conditions

Specific values of the formal quality criteria  $N_{\eta,j}$  for each  $\vec{M}_\mu$  are denoted by  $A_{\mu,j}$ , and are determined for each quality criteria as boundary values of the corresponding criteria for each discrete sub-range of the factor  $\Delta P_k$  range. The information about formal quality criteria for  $m$  cases of the system can be represented in table 1.

Table 1

Formal quality criteria of the LOPMRS

$N_{\eta,j}$	$N_{1,j}$	$N_{2,j}$	...	$N_{\eta,n}$
$M_\mu$				
1	$A_{1.1}$	$A_{1.2}$	...	$A_{1.n}$
2	$A_{2.1}$	$A_{2.2}$	...	$A_{2.n}$
3	$A_{3.1}$	$A_{3.2}$	...	$A_{3.n}$
...	...	...	...	...
$m$	$A_{m.1}$	$A_{m.2}$	...	$A_{m.n}$

Data from table 1 could be represented as matrix of the formal quality criteria:

$$\vec{A} = \{ A_{m,n} \} = \begin{Bmatrix} A_{1.1} & A_{1.2} & \dots & A_{1.n} \\ A_{2.1} & A_{2.2} & \dots & A_{2.n} \\ \dots & \dots & \dots & \dots \\ A_{m.1} & A_{m.2} & \dots & A_{m.n} \end{Bmatrix}. \quad (6)$$

Similarly, given a formalized performance defined in accordance with fig. 5 preset value of a range of factors usage conditions  $F_j = f(\Delta P_j)$ , to be met by the selected system (table 2):

Table 2

Formalized value ranges for usage condition of the LOPMRS

$F_j$	$F_1$	$F_2$	...	$F_n$
$\Delta P_j$	$B_1$	$B_2$	...	$B_n$

The data from table 2 could be represented as a matrix row of the formal quality criteria, which determines the real system usage conditions:

$$\vec{B} = \{ B_n \} = \{ B_1 \ B_2 \ \dots \ B_n \}. \quad (7)$$

As one can see the dimension of the row of the matrix (6) corresponds to the dimension of the row (7). Thus, based on [14], we could state that a sufficient condition for synthesis (discrete choice) of the LOPMRS is that every formal quality criteria of the chosen system is greater than corresponding formal quality criteria of the usage conditions  $\{A_{m,n}\} \geq \{B_n\}$ . Maximal efficiency of the system usage under given constraints  $E_{max}$  is obtained when corresponding values of the matrix elements  $\{A_{m,n}\}$  and  $\{B_n\}$  tends to each other  $\|\{A_{m,n}\} - \{B_n\}\|$ .

Thus, the objective function of optimal discrete choice of LOPMRS depending on the actual conditions is an expression that specifies the maximum efficiency of the system under given constraints on the parameters of the usage conditions factors:

$$\vec{\Phi} = \vec{E}_{max} = \begin{cases} \{A_{m,n}\} \geq \{B_n\}; \\ \|\{A_{m,n}\} - \{B_n\}\|, \end{cases} \quad (8)$$

$$\text{here } \begin{cases} P_{j \min} \leq P_j \leq P_{j \max}; \\ P_j = P'_j. \end{cases}$$

Determining the structure of the system with maximum efficiency is a solution of the LOPMRS optimization problem for specific application conditions.

### Conclusions

The use of formal criteria for assessing the quality of LOPMRS greatly simplifies the process of carrying out a comparative analysis with multivariate discrete choice and performance optimization. This allows us to use known methods of mathematical analysis and automate the process of synthesis.

## References

1. *Ivanov I. V.* 1997. Perimeter security. Moscow, Radio i svyaz. 98 p. (in Russian).
2. *Magauenov R. G.* Alarm systems: basic theory and principles of construction, Moscow, Gorjachaja linija, Telecom. 2008. 496 p. (in Russian).
3. *Kolisnyk K. V., Smaglyuk V. V., Churumov G. I.* 2008. The concepts of building radio perimeter security systems for large objects. Technology and design in electronic equipment. Odessa, Politehperiodica. No 4 (76). P. 19–22. (in Russian).
4. *Kolisnyk K. V., Polyakov G. E., Churumov G. I.* 2009. Analysis of the principles of design and evaluation for radio systems of perimeter security facilities Technical elektrodinamics. Power electronics and energy efficiency. Kyiv: IED NANU. Part 2. P. 104–108. (in Russian).
5. *Kolisnyk K. V., Smaglyuk V. V., Vinogradov G. M.* 2007. Features of constructing electronic perimeter security systems for large objects. Proceedings of VIII conference 'Modern information and electronic technologies'. Odessa. 303 p. (in Russian).
6. *Kolisnyk K. V., Churumov G. I., Smaglyuk V. V.* 2008. Generalized block diagram of radio perimeter security systems for large objects Proceedings of IX conference 'Modern information and electronic technologies'. Odessa. 223 p. (in Russian).
7. *Kolisnyk K. V., Churumov G. I.* 2008. Analytical review of the technical means to protect the perimeters of large objects. Technical elektrodinamics. Power electronics and energy efficiency. Kyiv: IED NANU. Part 5. P. 127–132. (in Russian).
8. *Kolisnyk K. V., Churumov G. I., Smaglyuk V. V.* 2007. Methods of detection of a human presence in the security systems Technical elektrodinamics. Power electronics and energy efficiency. Kyiv: IED NANU. Part 5. P. 121–124. (in Russian).
9. ERDAS IMAGINE. Practical guide. 2005. Geospatial Imaging, LLC. Norcross. Georgia. Leica Geosystems.
10. *Kolisnyk K. V., Machehin Y. P., Churumov G. I.* 2010. Methods of static modeling for radio control systems in objects perimeters security. Collected Works HUPS MOU 'Information processing systems'. Kharkiv. HUPS. No 1(82). P. 61–65. (in Russian).
11. *Kolisnyk K. V., Kipensky A. B., Machehin Y. P., Churumov G. I.* 2012. Methods of assessing the quality of radio systems for perimeter security of geographically distributed sites. Proceedings of IX conference 'Modern information and electronic technologies'. Odessa. 175 p. (in Russian).
12. *Kolisnyk K. V., Kipensky A. B., Machehin Y. P., Churumov G. I.* 2012. Using formal indicators for assessing the quality of the design of radio systems for perimeter security of geographically distributed sites. Technology and design in electronic equipment. Odessa, Politehperiodica. No 4 (94). P. 31–35. (in Russian).
13. *Sokol E. I., Kipensky A. B., Kolisnyk K. V.* 2012. Formalized approach to assessing the quality of radio control systems for biological objects. Technical elektrodinamics. Power electronics and energy efficiency. Kyiv: IED NANU. Part 2. P. 192–198. (in Russian).
14. *Gutkin L. S.* 1975. Optimization of electronic devices on set of quality indicators. Moscow, Sov. radio. 368 p. (in Russian).
15. *Kolisnyk K. V., Kipensky A. B., Sokol E. I.* 2012. The use radiolocation control methods to protect the perimeters of large objects. Proceedings the fifth world congress 'Aviation in the XXI-st century. Safety in Aviation and Space Technologies'. Vol. 2. Kyiv. P. 3.7.100–3.7.104.
16. *Himmelblau D.* 1975. Applied Nonlinear Programming. Moscow. Mir. 534 p.

Received 11 November 2013

**Kostyantyn Vasilevich Kolisnyk.** Candidate of Engineering. The head of the educational laboratory of biomedical electronics. Department of Industrial and Biomedical Electronics, National Technical University “Kharkov Polytechnical Institute”, Kharkov, Ukraine.

Education: Kharkov Polytechnical Institute, Kharkov, Ukraine. (1982).

Research interests: radio systems, telemetry, biomedical and industrial devices.

Publications: 34.

E-mail: [kolesniknet@ukr.net](mailto:kolesniknet@ukr.net)

**Andrey Vladimirovich Kipensky.** Doctor of Engineering. Professor.

Faculty of integral training of the National Technical University “Kharkiv Polytechnic institute, Kharkov, Ukraine.

Education: Kharkov Polytechnical Institute, Kharkov, Ukraine. (1979).

Research interests: microprocessor systems theory of impulse control.

Publications: 307.

E-mail: [kavkpi@ukr.net](mailto:kavkpi@ukr.net)

**Yevgen Ivanovych Sokol.** Doctor of Engineering. Pro-rector on educational work, winner of NAS Lebedev, a member of the National Academy of Sciences of Ukraine, professor, head of industrial and biomedical electronics., National Technical University "Kharkiv Polytechnic Institute", Kharkov, Ukraine.

Education: Kharkov Polytechnical Institute, Kharkov, Ukraine. (1975).

Research interests: microprocessor control system semiconductor converters of electrical energy.

Publications: 253.

E-mail: [sokol@kpi.kharkov.ua](mailto:sokol@kpi.kharkov.ua)

**К. В. Колісник, А. В. Кіпенський, Є. І. Сокол. Спрощений метод аналізу якості радіолокаційних систем контролю периметрів великих об'єктів**

Запропоновано метод аналізу якості радіолокаційних систем контролю периметрів великих об'єктів, який використовує формалізовані показники, завдяки чому вдалося спростити розрахунки залежності параметрів засобів, що використовуються, від факторів умов застосування, та застосування звичайних методів математичного аналізу.

**Ключові слова:** радіолокаційні системи контролю, засоби контролю периметра, електронні пристрої, контроль якості.

**Костянтин Васильович Колісник.** Кандидат технічних наук. Завідувач навчальною лабораторією біомедичної електроніки.

Кафедра промислової та біомедичної електроніки Національного технічного університету «Харківський політехнічний інститут», Харків, Україна.

Освіта: Харківський політехнічний інститут, Харків, Україна. (1982).

Напрямок наукової діяльності: радіотехнічні системи, телеметрія, біомедичні та промислові прилади.

Кількість публікацій: 34.

E-mail: [kolesniknet@ukr.net](mailto:kolesniknet@ukr.net)

**Андрій Володимирович Кіпенський.** Доктор технічних наук. Професор. Факультет інтегральної підготовки Національного технічного університету «Харківський політехнічний інститут», Харків, Україна.

Освіта: Харківський політехнічний інститут, Харків, Україна. (1979).

Напрямок наукової діяльності: теорія мікропроцесорних систем імпульсного керування.

Кількість публікацій: 307.

E-mail: [kavkpi@ukr.net](mailto:kavkpi@ukr.net)

**Євген Іванович Сокол.** Доктор технічних наук. Професор. Проректор з науково-педагогічної роботи, лауреат премії НАН України імені С.О.Лебедева, член-кореспондент Національної академії наук України, завідувач кафедри промислової і біомедичної електроніки Національного технічного університету «Харківський політехнічний інститут», Харків, Україна.

Освіта: Харківський політехнічний інститут, Харків, Україна. (1975).

Напрямок наукової діяльності: мікропроцесорні системи керування напівпровідниковими перетворювачами електричної енергії.

Кількість публікацій: 253.

E-mail: [sokol@kpi.kharkov.ua](mailto:sokol@kpi.kharkov.ua)

**К. В. Колесник, А. В. Кипенский, Е. И. Сокол. Упрощенный метод анализа качества радиолокационных систем контроля периметров крупных объектов**

Предложен метод анализа качества радиолокационных систем контроля периметров крупных объектов, основанный на использовании формализованных показателей, что позволяет упростить вычисления зависимостей параметров используемых средств от факторов условий их применения, и делает возможным использование методов математического анализа.

**Ключевые слова:** радиолокационные системы контроля, средства контроля периметра, электронные устройства, контроль качества.

**Константин Васильевич Колесник.** Кандидат технических наук. Заведующий учебной лабораторией биомедицинской электроники.

Кафедра промышленной и биомедицинской электроники Национального технического университета «Харьковский политехнический институт», Харьков, Украина.

Образование: Харьковский политехнический институт, Харьков, Украина. (1982).

Направление научной деятельности: радиотехнические системы, телеметрия, биомедицинские и промышленные приборы.

Количество публикаций: 34.

E-mail: [kolesniknet@ukr.net](mailto:kolesniknet@ukr.net)

**Андрей Владимирович Кипенский.** Доктор технических наук. Профессор.

Факультет интегральной подготовки Национального технического университета «Харьковский политехнический институт», Харьков, Украина.

Образование: Харьковский политехнический институт, Харьков, Украина. (1979).

Направление научной деятельности: теория микропроцессорных систем импульсного управления.

Количество публикаций: 307.

E-mail: [kavkpi@ukr.net](mailto:kavkpi@ukr.net)

**Евгений Иванович Сокол.** Доктор технических наук. Профессор. Проректор по научно-педагогической работе, лауреат премии НАН Украины имени Лебедева, член-корреспондент Национальной академии наук Украины, , заведующий кафедрой промышленной и биомедицинской электроники. Национального технического университета «Харьковский политехнический институт», Харьков, Украина.

Образование: Харьковский политехнический институт, Харьков, Украина. (1975).

Направление научной деятельности: микропроцессорные системы управления полупроводниковой преобразователями электрической энергии.

Количество публикаций: 253.

E-mail: [sokol@kpi.kharkov.ua](mailto:sokol@kpi.kharkov.ua)