

Polish Academy of Sciences
University of Engineering and Economics in Rzeszów
University of Life Sciences in Lublin
Faculty of Production Engineering

TEKA

COMMISSION OF MOTORIZATION AND ENERGETICS IN AGRICULTURE

AN INTERNATIONAL QUARTERLY JOURNAL
ON MOTORIZATION, VEHICLE OPERATION,
ENERGY EFFICIENCY AND MECHANICAL ENGINEERING

Vol. 14, No 2

LUBLIN-RZESZÓW 2014

Editor-in-Chief: *Eugeniusz Krasowski*

Assistant Editor: *Andrzej Kusz*

Associate Editors

1. Motorization and vehicle operation: *Kazimierz Lejda*, Rzeszów, *Valentin Mohyła*, Lugansk
2. Mechanical engineering: *Paweł Nosko*, Lugańsk, *Adam Dużyński*, Częstochowa
3. Energy efficiency: *Witold Niemiec*, Rzeszów, *Stepan Kovalyshyn*, Lviv
4. Mathematical statistics: *Andrzej Kornacki*, Lublin

Editorial Board

Dariusz Andrejko, Lublin, Poland
Andrzej Baliński, Kraków, Poland
Volodymyr Bulgakow, Kiev, Ukraine
Karol Cupiał, Częstochowa, Poland
Aleksandr Dashchenko, Odessa, Ukraine
Kazimierz Dreszer, Lublin, Poland
Valeriy Dubrowin, Kiev, Ukraine
Valeriy Dyadychev, Lugansk, Ukraine
Dariusz Dziki, Lublin, Poland
Sergiy Fedorkin, Simferopol, Ukraine
Jan Gliński, Lublin, Poland
Bohdan Hevko, Ternopil, Ukraine
Jerzy Grudziński, Lublin, Poland
Aleksandr Hołubenko, Lugansk, Ukraine
L.P.B.M. Jonssen, Groningen, Holland
Volodymyr Krauchuk, Kiev, Ukraine
Józef Kowalczyk, Lublin, Poland
Elżbieta Kusińska, Lublin, Poland
Janusz Laskowski, Lublin, Poland
Nikołaj Lubomirski, Simferopol, Ukraine
Jerzy Merkisz, Poznań, Poland
Ryszard Michalski, Olsztyn, Poland
Aleksandr Morozov, Simferopol, Ukraine
Leszek Mościcki, Lublin, Poland

Janusz Mystowski, Szczecin, Poland
Ilia Nikolenko, Simferopol, Ukraine
Gennadij Oborski, Odessa, Ukraine
Yurij Osenin, Lugansk, Ukraine
Marian Panasiewicz, Lublin, Poland
Sergiy Pastushenko, Mykolayiv, Ukraine
Iwan Rohowski, Kiev, Ukraine
Marek Rozmus, Lublin, Poland
Povilas A. Sirvydas, Kaunas, Lithuania
Volodymyr Snitynskiy, Lviv, Ukraine
Stanisław Sosnowski, Rzeszów, Poland
Ludvikas Spokas, Kaunas, Lithuania
Jarostaw Stryczek, Wrocław, Poland
Michail Sukach, Kiev, Ukraine
Aleksandr Sydorchuk, Kiev, Ukraine
Wojciech Tanaś, Lublin, Poland
Viktor Tarasenko, Simferopol, Ukraine
Giorgiy F. Tayanowski, Minsk, Bielarus
Henryk Tylicki, Bydgoszcz, Poland
Denis Viesturs, Ulbrok, Latvia
Dmytro Voytiuk, Kiev, Ukraine
Janusz Wojdalski, Warszawa, Poland
Anatoliy Yakovenko, Odessa, Ukraine
Tadeusz Złoto, Częstochowa, Poland

All the articles are available on the webpage: <http://www.pan-ol.lublin.pl/wydawnictwa/Teka-Motrol.html>

All the scientific articles received positive evaluations by independent reviewers

Linguistic consultant: *Paweł Nosko*
Technical editor: *Nikolay Klipakov*
Typeset: *Elena Mogilnaja*
Cover design: *Hanna Krasowska-Kotodziej*

© Copyright by Polish Academy of Sciences 2014

© Copyright by University of Engineering and Economics in Rzeszów 2014

© Copyright by University of Life Sciences in Lublin 2014

In co-operation with Volodymyr Dahl East-Ukrainian National University of Lugansk 2014

Editorial Office address

Polish Academy of Sciences Branch in Lublin
Pałac Czartoryskich, Plac Litewski 2, 20-080 Lublin, Poland
e-mail: eugeniusz.krasowski@up.lublin.pl

Printing

elpil
Artyleryjska Str. 11, 08-110 Siedlce, Poland
e-mail: info@elpil.com.pl

ISSN 1641-7739

Edition 60+16 vol.

Increase in efficiency of electric powered diamond grinding of conductive material by regulating longitudinal profile of grinding wheels

Vladimir Dobroskok¹, Andrei Shpilka², Marina Morneva³, Nikolai Shpilka²

¹National technical university «Kharkiv polytechnic institute»,
21 Frunze Str, 61002, Kharkiv, Ukraine, e-mail: vldob@narod.ru

²Poltava national technical Yuri Kondratyuk university,
24, Pervomayskiy Pr., 36011, Poltava, Ukraine, e-mail: andrei_shpilka@mail.ru

³Volodymyr Dahl East-Ukrainian National University,
Molodizhny bl., 20a, Lugansk, 91034, Ukraine, e-mail: morneva@gmail.com

Received May 15.2014: accepted May 30.2014

S u m m a r y . The method of increasing the efficiency of electric powered diamond grinding of hard-to-machine materials which provides the reduction of vibration by forming rational longitudinal profile of working wheel's surface is presented. The prerequisites and peculiarities of vibration absorbing, technological equipment for implementing the suggested method are described.

Key words. Electric powered diamond grinding, wheel's working surface, longitudinal profile, vibration absorbing.

INTRODUCTION

Abrasive-diamond processing of hard-to-machine materials is widely used both at intermediate and final stages of producing essential components. Using diamond wheels for processing hard-to-machine materials is determined by unique physical, mechanical, thermal, electrical and chemical properties of diamonds grains. High hardness, stiffness, durability, cutting ability, elastic limits of diamond grains, homogeneity and density of their structure, low coefficient of thermal

expansion, high thermal conductivity, low coefficient of friction [13] predetermine effective final processing of conductive materials.

At the present stage abrasive-diamond processing is characterized by searching the ways to increase the performance and economical efficiency of the process, quality and precision of parts-in-process. One of the factors, which in a great measure conditions the effectiveness of grinding is vibrational stability. The matters of increasing vibrational stability are of great importance due to development of flexible automated unmanned manufacturing. There is a new tendency in tool-making manufacturing – development of electromechanical devices and technological equipment that in their characteristics and functionality will conform to contemporary computer equipment [29].

The results of the investigation [3] prove that in the process of diamond grinding in due course the height of grain protrusion lowers, which leads to reduction of a tool's cutting

abilities and decrease of processing performance; specific consumption of diamonds and vibrational amplitude increase. The waves of longitudinal profile of working surface, appearing as a result of processing and increasing in due time, negatively affects the process efficiency. It is fair to assume that by purposeful change of the waviness of working wheel's surface longitudinal profile, it is possible to regulate the outcome measures of grinding.

RESEARCH ANALYSIS

The efficiency of grinding is to a large extent determined by rational choice of the scheme and method of processing [6, 22]. Among the most advantageous ones are high speed [7], forced [8], cryogenic precision [19, 20], deep [14, 39], profile grinding [5, 39] etc. However, the choice of efficient kind of grinding not always guarantees the steadiness of working wheel's surface's relief and conditions of processing.

Stability of grinding process, as a part of its efficiency, is determined by stability of outcome measures of part processing during the whole period of operating. An important source of increasing the stability of processing is improvement of the equipment performance characteristics, defined by necessary stiffness, damping capacity, vibration resistance [1, 2, 15].

Grinding wheels with interrupted working surface are of big interest [18, 37], because they make it possible to increase significantly stability and the rate of the process outcome data [26, 36].

Introducing additional power in the cutting area [12, 21, 23, 33, 35] in some cases allows increasing the efficiency of grinding by means of keeping high cutting ability of a wheel. The increase in performance and quality of the processed surfaces in cases of imposing longitudinal vibration on the grinding wheel, while processing, is found out [34].

The systems of automated regulation of processing are used to consider changing conditions of grinding [38]. The most

frequently regulated parameters are cutting force [32] or power [25], vibration level of the machine's parts [27]. Using such systems contributes to increasing stability of the quality of processed parts, but does not avoid the necessity for restoring the wheels' shape and cutting surface.

One of the main demands that establish the grinding efficiency is high cutting ability of diamond wheels. It can be reached by controlling the cutting relief by means of proportioned impact on the wheel's bond while grinding. It predetermines the wheel's operation in the mode, equivalent to the mode of self-sharpening in the absence of direct bond-to-processed metal contact, which contributes to reducing the cutting force and grinding temperature. However, in most cases the wheel's self-sharpening is insufficient for conducting high-efficiency processing, because the geometric form of its working surface does not remain unchanged.

Deviations of the working surface profile from the correct geometric form can appear in two mutually perpendicular directions. There are longitudinal waves and transverse waves. Longitudinal waves generally appear as a result of the technological system vibration. Transverse profile is defined by the inequality of the wheel wearing [13]. It was experimentally proved [28], that in cases of flat face grinding of the plates of hard-to-machine steels, longitudinal waviness is 15-20% bigger than transverse one.

The main factors that cause appearing the waviness in the course of grinding include: poor input shape precision and material of the part-to-process, characteristics and waviness of the grinding wheel's working surface, acquired as a result of tool dressing, the rate of its wearing and dulling, imbalance of the wheel and other machine units, damping capacity of the zone of wheel-to-part contact, stiffness and vibration stability of a technological system, grinding mode and cycle. Reducing negative impact of all the factors listed contributes to increasing the precision of the part's form [13]. Dead-stop grinding at the end of the operation cycle significantly reduces form defects [10]. The

experiments proved [28], that thick grinding oil, got to the zone of tool-to-part contact, is able to reduce the amplitude of grinding pressure oscillations, lower the vibration rate in the technological system, which leads to decrease in waviness of the surface-to-process.

Controlling the working surface waviness in operation [10] means agreement of intensities of forced bond removal and linear wear of diamond wheels, as well as defining the conditions which exclude avalanche falling of inactive grains out of bond. However, in such cases it is impossible to avoid changes in initial form of its working surface.

Reduction of waviness height can be reached by means of periodic changes of own vibration frequency in tool-to-part system [30]. The analysis of differential equations of cutting [16] proves, that the general solution is the process with momentum application of the force. A new notion of vibration insensitive cutting process was first introduced.

Direct relation between a pitch of waves t_B of longitudinal profile and a dynamic coefficient of the system μ , [3], which indicates how many times the amplitude of forced oscillations with excitation force is bigger than the system deviation, formed from the impact of pulsation of normal cutting force, was found μ coefficient intensively decreases in case t_B lowers. Therefore, with the constant stiffness of the system *machine – equipment – tool – part*, providing rather short pitch of waves, it is possible to achieve a considerable reduce in vibration amplitude.

RESEARCH OBJECT

Taking into account a considerable correlation between the parameters of the waves of longitudinal wheel profile and the oscillations of elastic cutting system, there are prerequisites for developing the method of grinding with the directional formation of longitudinal profile of the tool's working surface relief [4] with the parameters, that provide vibration reduction and continuous maintenance of its cutting characteristics.

In the course of investigations the method of reducing the oscillation amplitude of the cutting system by means of forming desired waves of grinding wheel's longitudinal profile was suggested. The theory of mechanical oscillation says that oscillation frequency of vibrating system deviates from the frequency of own oscillations in case if the forcing frequency has bigger value [16, 31]. Rational pitch of waves with pre-set grinding modes must provide additional pulsation of excitation force with the frequency, exceeding the frequency of the own vibration of the system. Electric discharge destruction of metal bond [17] by integrated grinding mode [4, 24] was chosen as the method of forming the wheel's working surface.

The choice of electric discharge impact on the wheel's bond (compared with electrochemical one) is determined by the following features:

- possibility to use ordinary cooling liquids instead of electrolyte, which lowers demands for corrosion resistance of materials,
- absence of oxide layer on the processed surface,
- high performance of electric diamond grinding with continuous electric discharge trueing of the wheel during the whole period of processing.

To implement the suggested method, the mechatronics system of regulating rational longitudinal profile of wheels' working surfaces on conductive bonds was developed. Block diagram of the system is presented in the figure.

Grinding wheel is electrically isolated from the machine. While processing the cutting zone is supplied with grinding oil. A voltage from impulse current source is applied to the grinding wheel and conductive part-to-process. In this case there is electric discharge impact on the wheel metal bond and the part. Vibration measuring module records amplitude and frequency of grinding wheel vibration, an analog signal is generated and after digitizing DAC/ADC by m-DAQ12/DAC converter is sent to the computer and analyzed by a special program module. If the values of vibration amplitude and frequency exceed the

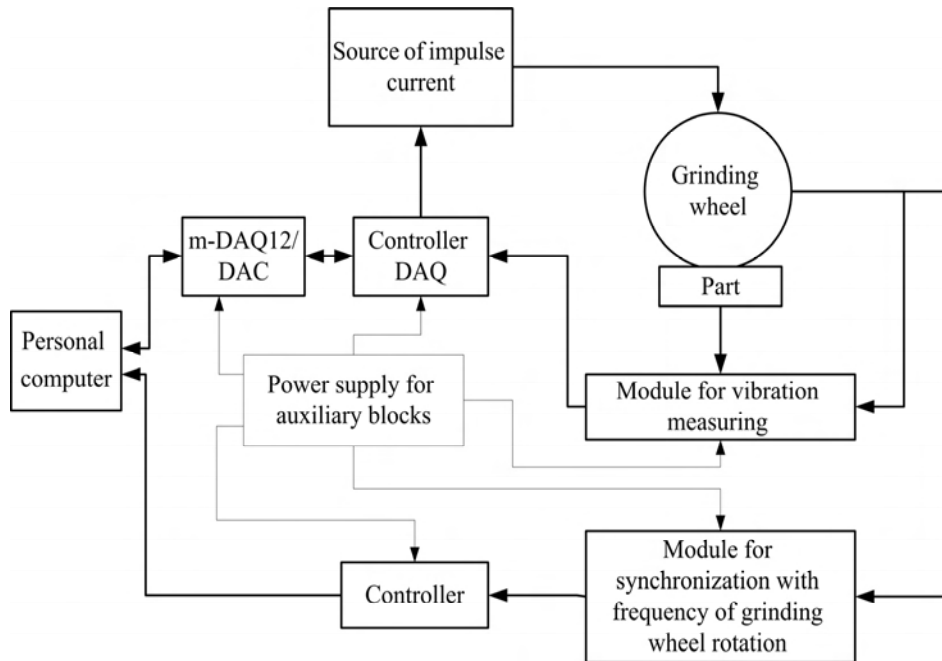


Fig. 1. Block diagram of mechatronics system of regulating grinding vibration

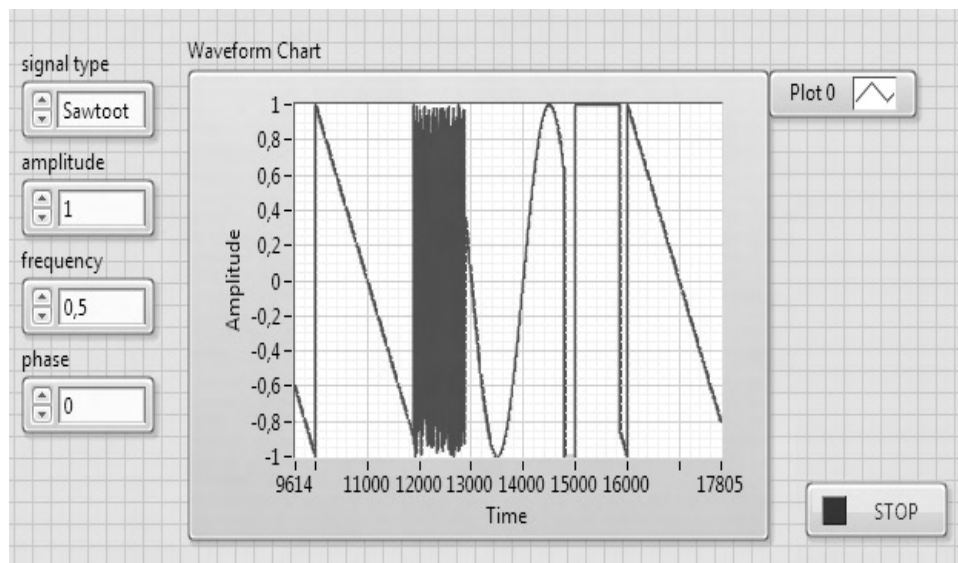


Fig. 2. The program of generating impulses of various forms

limits of pre-set range, the program generates digital control signal (Fig. 2), which is converted by m-DAQ12/DAC to analog one. It corrects the work of generator for changing current intensity and control impulse frequency.

The level of electric discharge impact on the grinding wheel bond must provide the height of longitudinal profile wave, significant for the influence on the vibrating cutting system, and is adjusted experimentally.

RESULTS OF RESEARCH

On the considered theoretical grounds, a universal sharpener 3Д641Е was modernized to implement the suggested ideas. In Fig.3 you can see electric isolation of the machine working parts and dielectric shell for the diamond wheel with four channels for current collector (Fig. 3).




Fig. 3. General view of the experimental machine

The synchronization module (Fig. 4) provides pre-set correlation of control impulse frequency and the wheel rotation for achieving desired pitch of longitudinal profile waves.

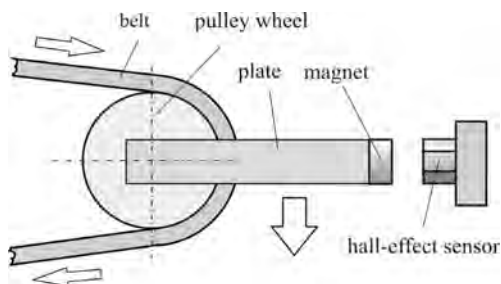


Fig. 4. The module for synchronizing frequency of current source impulses and frequency the grinding wheel rotation

The scheme of the module for measuring grinding vibration is presented in Fig. 5. This module is a springy cantilever beam with the fixed slide assembly for pattern and sample for treatment. The value of stiffness is regulated by moving the slide assembly along the spring beam. In the base plate there is a variable reluctance pickup of linear movements, which measures the vibration of cantilever beam while processing. Such scheme helps to evaluate the influence of pulsating component of cutting force, caused by processing with the diamond wheel with wavy working surfaces.

An original source of impulse technologic current was developed for an experimental machine (Fig. 6).

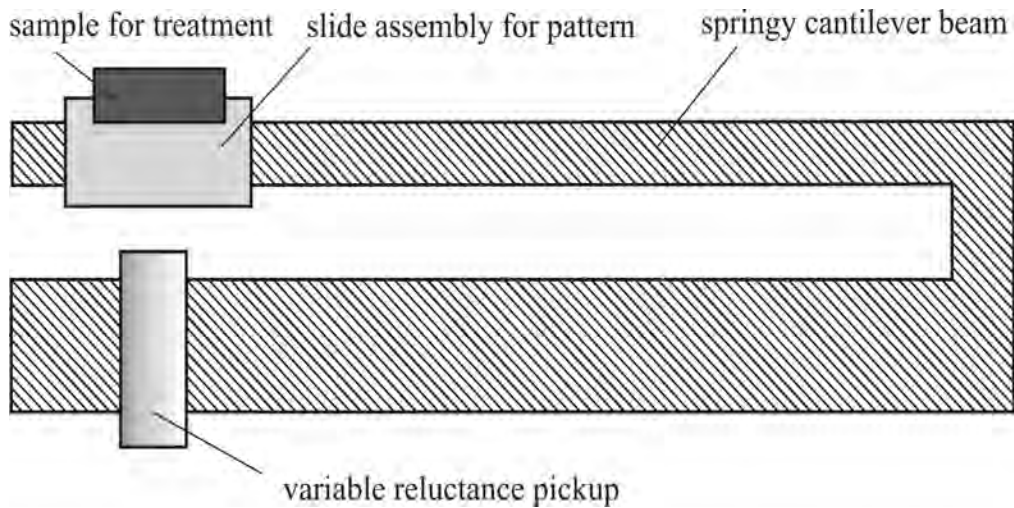


Fig. 5. Module for measuring grinding vibration




Fig. 6. The source of impulse technologic current

CONCLUSIONS

1. The suggested method of increasing the efficiency of diamond grinding of hard-to-machine materials provides reduction of grinding vibration by forming rational longitudinal profile of working wheel's surface. It helps to increase stability of

grinding, reduce the tools wearing, improve dimensional accuracy and quality of processed parts' surface. The effect is achieved by electric discharge impact of electric impulse, synchronized with frequency of the wheel rotation on conductive diamond wheel's bond.

2. The existing level of mechatronics allows fulfilling the task of automated regulation of the rational vibration level for

pre-set conditions of diamond grinding of hard-to-process materials.

3. Conducted modernization of universal sharpener 3Д641Е provides implementation of the suggested method. The developed devices measure grinding vibration and synchronize frequency of technologic current control impulses and frequency the grinding wheel rotation.

REFERENCES

1. **Aleynikova M., 2008.:** Improving the efficiency of surface grinding on the basis of analysis of the impact of dynamic factors, *Tools and Technology*, №25, 44-48. (in Russian).
2. **Bratan S., 2008.:** Analysis of the impact vibrations transmitted through the foundation of the machine, on the quality of the milling process, *Kharkov, - Herald NTU HPI*, №35, 13-22. (in Russian).
3. **Dobroskok V., 1998.:** The influence of the longitudinal profile of the circle on the character of dynamic phenomena in grinding, *Cutting tool and in technological systems*, *Kharkov*, 234-236. (in Russian).
4. **Dobroskok V., 2001.:** The scientific basis for the formation of the working surface of the circle conductive ligaments during grinding, *Kharkov*, 447. (in Russian).
5. **Dorofeev V., 1983.:** Basics profile diamond abrasive machining, *Saratov*, 186. (in Russian).
6. **Ermakov Y., 1981.:** Prospects for the effective application of abrasion, *Moscow*, 56. (in Russian).
7. **Filimonov L., 1979.:** High-speed grinding, *Leningrad, Mechanical Engineering*, 248. (in Russian).
8. **Gavrysh V., 2010.:** Development of high resource plasma spraying equipment and prospects of its usage in food industry, *TEKA Kom. Mot. i Energ. Roln, OL PAN*, 2010, 10A, 139-144.
9. **Glamoza L., Dobroskok V., Nakonechny N., 1979.:** Enhancing the technological capabilities of diamond wheels on metal bonds, *Advanced technological processes in tool making*, *Moscow*, 237-238. (in Russian).
10. **Grabchenko A., 1999.:** Workflows high technologies in mechanical engineering, *Kharkov*, 436. (in Russian).
11. **Grabchenko A., Pyzhov I., Kultyshev S., 1990.:** Sanding flat surfaces of diamond wheels on metal bond, *Machines and tools*, № 7, 26-28. (in Russian).
12. **Hudobin L., Unyanin A., 2007.:** Minimization of clogging of grinding wheels, 298. (in Russian).
13. **Ivanova T., 2014.:** Improving the efficiency of the mechanical diamond grinding plates made of hard steel on the basis of changes in temperature and force the process conditions, *Perm*, 418. (in Russian).
14. **Je N., Pearce T., 1983.:** Some observations on profile wear in creep-fud grinding, *L., Wear*, Vol. 92, 51-66.
15. **Kedrov S., 1978.:** Fluctuations in metal-cutting machines, *Moscow*, 199. (in Russian).
16. **Kumabe D., 1985.:** Vibratory cutting, *Moscow*, 424. (in Russian).
17. **Lavrinenko V., 2012.:** Features grinding wheels made of superhard materials with additional electrophysical effect on the contact surface of the circle and details, *Instrumental world*, №1 (53), 36-41. (in Russian).
18. **Lavrinenko V., Zaharenko I., Savchenko Y., Babarykin V., 1983.:** Grinding wheel, *Auth. Cert. 1006198*, № 11. (in Russian).
19. **Loladze T., 1982.:** The strength and durability of the cutting tool, *Moscow*, 320. (in Russian).
20. **Loladze T.N., Batiashvili B.L., 1982.:** Low temperature precision grinding and outlook of its development, *Ln.*, № 1, 205-210.
21. **Markov I., 1980.:** Ultrasonic treatment of materials, *Moscow*, 237. (in Russian).
22. **Maslov E., 1974.:** Theory grinding materials, *Moscow*, 320. (in Russian).
23. **Matyuha P., 2005.:** Study patterns of change in the cutting ability of diamond grinding wheel through a process of electro acts on the working surface of the circle in the processing of hard alloys, *The reliability of the tool and optimization of technological systems*, *Kramatorsk*, 25-30. (in Russian).
24. **Mazur N., Vnukov Y., Grabchenko A., Dobroskok V., Zaloga V., Novoselov Y., Yakubov F., 2013.:** Fundamentals of the theory of cutting material, *Kharkov, NTU HPI*, 534. (in Russian).
25. **Mihelkevich V., 1975.:** Automatic control of grinding, *Moscow*, 304. (in Russian).
26. **Miroshnikov V., Pobeda T., Kostin S.,** Calculation of quantity characteristics of the field created by local magnetizing device, *TEKA Kom. Mot. i Energ. Roln, OL PAN*, 2010, 10C, 190-197.

27. **Nikulin B., Rogachev V., 1982.:** A method of grinding abrasive wheel, Auth. Cert. 952534, № 31. (in Russian).
28. **Nosenko V., 2011.:** The relationship between the high-rise roughness parameters for flat plunge grinding steel 12X18H10T, News VGTU, №13(86), 30-31. (in Russian).
29. **Novikov N., 2003.:** Problems of industrial and social susceptibility of high technology in the field of tool production, Instrumental world, №4 (20), 4-6. (in Russian).
30. **Novoselov Y., 2012.:** The dynamics shaping surfaces when sanding, Sevastopol, 304. (in Russian).
31. **Panovko Ya., 1980.:** Introduction to mechanical vibrations, Moscow, Mechanical Engineering, 254. (in Russian).
32. **Poduraev V., 1977.:** Automatically adjustable and combined cutting processes, Moscow, Mechanical Engineering, 304. (in Russian).
33. **Semko M., Vnukov Y., Grabchenko A., 1979.:** High electric powered diamond grinding tool materials, Kiev, 232. (in Russian).
34. **Shepelev A., 2002.:** The intensification of the processes of grinding material instrumental circles of synthetic diamond and cubic boron nitride, Kharkov, 36. (in Ukrainian).
35. **Vnukov Y., Grabchenko A., Dobroskok V., 1976.:** High-speed steel P6M5 grinding wheels made of superhard polycrystalline materials, Cutting and tools, Kharkov, 36-39. (in Russian).
36. **Yakimov A., 1986.:** Intermittent grinding, Kiev, 170. (in Russian).
37. **Yakimov A., Kurnosov A., Bahvalov V., Borisov V., Malenkih S., Cavinov N., 1977.:** Grinding wheel, Auth. Cert. 580108, № 42. (in Russian).
38. **Yakimov A., Parshakov A., Svirshev V., Larshin V., 1983.:** Managing the process of grinding, Kiev, Technics, 184. (in Russian).
39. **Zaharenko I., 1980.:** Diamond tools and machining processes, Kiev, 215. (in Russian).

ПОВЫШЕНИЕ ЭФФЕКТИВНОСТИ ПРОЦЕССА
ЭЛЕКТРОАЛМАЗНОГО ШЛИФОВАНИЯ
ТОКОПРОВОДЯЩИХ МАТЕРИАЛОВ ПУТЕМ
РЕГУЛИРОВАНИЯ ПРОДОЛЬНОГО ПРОФИЛЯ
КРУГОВ

*Владимир Доброскок, Андрей Штилька,
Марина Морнева, Николай Штилька*

Аннотация. Представлен метод повышения эффективности процесса электроалмазного шлифования труднообрабатываемых материалов, обеспечивающий снижение вибраций путем формирования на круге рационального продольного профиля рабочей поверхности. Рассмотрены предпосылки и особенности гашения вибраций, технологическое оборудование для реализации предлагаемого метода.

Ключевые слова: электроалмазное шлифование, рабочая поверхность кругов, продольный профиль, снижение вибраций.

Table of contents

Alexandra Andrianova, Tamara Anisimova: The modern status analyse of working conditions of current industry in the field of transport engineering	3
Valerij Bunyachenko: Wind regime on the waste dumps	12
Mikhail Chaltsev: Pressue losses design while bulk solids pneumatic conveying.....	20
Vladimir Dobroskok, Andrei Shpilka, Marina Morneva, Nikolai Shpilka: Increase in efficiency of electric powered diamond grinding of conductive material by regulating longitudinal profile of grinding wheels.....	26
Igor Eremejev, Aleksandr Polulyakh, Danil Polulyakh, Oleg Grachyov: Dehydration of no flotation size coal's slimes on the deck of high-frequency screen with multislopes area's working surface.....	34
Ekaterina Golub, Aleksandr Zabolotny`j, Nikolaj Koshevoj, Irina Kirichenko: Synthesis of test actions for capacitive moisture meter that is invariant to change of substance type.....	43
Irina Kirichenko, Alexandr Kashura, Marina Morneva, Sergey Popov: Modeling of rolling friction with sliding.....	53
Oleg Krol, Maxim Belkov: Study dynamics machining centre SF68VF4	59
Oleg Lehtsier: Increase accuracy of system operation of unloading heavy coal sinks and middlings in jigs	68
Yuriy Yu. Osenin, Igor Sosnov, Oksana Sergienko, Iryna Biloborodova: Heat abstraction from contact zone of working elements of disc brake.....	79
Alexey Pismensky, Vitaly Ulshin: Synthesis of extreme control system of coal cleaning in jigs	86
Maksim Pronin, Evgeniy Shapran: Influence of construction parameters on traction qualities of conveyor on an air cushion with inclined round channels	96
Valentin Rach, Masaud Sultan: Temporal evaluation criteria of project-oriented socio-economic and technical systems development	103
Sultan Ramazanov, Anna Voronova: Economic-mathematical modelling of rational water use and minimization engineering enterprise's negative impact on the environment.....	112
Galina Ripka, Anatoly Mychko, Inessa Deyneka: The analysis of machine embroidery stitches types classification	120
Natalya Ryazantseva: Application of artificial intelligence methods to the study and analysis of the causes of employee turnover at enterprises.....	127
Elena Savelieva: Study of waste dumps impact on the adjacent areas	138

Nikolay Sidorov, Evgen Byelozorov: Method for identification the recording device of digital images.....	146
Maxim Slobodyanyuk, Anna Nikitina, Grigory Nechayev, Nataliya Rakovskaya: Mathematical model of deformation of railway sleeper track structure with the step change of stiffness on the elastic winkler foundation of the constant stiffness	152
Victor Solovyov, Yana Byelozorova: Multifractal approach in pattern recognition of an announcer's voice	164
Mykola Zaichenko, Antonina Nazarova, Qosai Marshdi: Effect of expansive agent and shrinkage reducing admixture in shrinkage-compensating concrete under hot-dry curing environment.....	170
Igor Zakharchuk: Modelling of electromagnetic processes in ferromagnetic screens shorted winding asynchronous motor-fan with two rotor package using program complex FEMM 3.4	179